





















# Long Point State Park Trail Map

4459, Route 430, Bemus Point, NY 14712

## Legend

-  Bathhouse
-  Boat Launch Ramp
-  Bridge
-  Concession Stand
-  Contact Station
-  Handicap Accessible
-  Kiosk
-  Marina
-  Park Office
-  Parking Lot
-  Picnic Pavilion
-  Stairs
-  Parallel Trail Feature
-  Steep Trail Section
-  Double Track
-  Single Track
-  Snowmobile Trail
-  Roads
-  State Park
-  Wetland

